

# CANOPY BILLBOARD

## INSTRUCTION MANUAL




### INCLUDES




- A. Flag Bracket (x2)**
- B. Bracket Clamps (x4)**
- C. Elbow Bars (x2)**
- D. Long Bars (x2)**
- E. Vertical Bars (x2)**



**1** Connect elbow bar(c) and long bar(d) together




**2** Connect vertical bars(e) together




**3** Connect end of connected vertical bars(e) to the short end of the elbow bars(c)




**4** Add Banner to frame



**5** Add bracket clamps(b) to frame legs and insert flag bracket



**6** Insert bolts. Turn clockwise to tighten clamps.



**7** Install billboard banner to flag brackets

### WARNING

This product can expose you to chemicals including Diethylhexyl Phthalate, which is known to the State of California to cause cancer, birth defects, or other reproductive harm. For more information, go to [www.P65Warnings.ca.gov](http://www.P65Warnings.ca.gov).